

**MANOEUVRE ASSIGNMENT ONE:**

**NAME:** \_\_\_\_\_

*This assignment checks your progress in understanding of the content of the Manoeuvre Lessons and Workbook*

*Handle a vessel up to 12 metres*

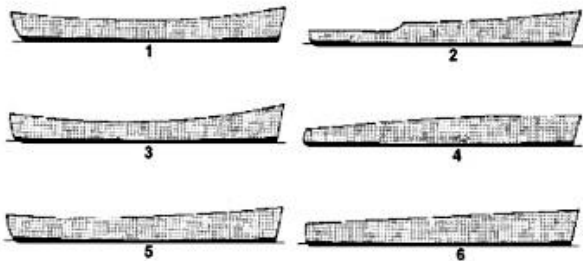
*Manoeuvre a vessel up to 24 metres within near coastal waters*

**Question 1.** Define Inertia and Momentum.

---

---

**Question 2.** The hulls below have differing deck edge profiles called \_\_\_\_\_.



**Question 3.** What prevents a displacement hull from planning?

---

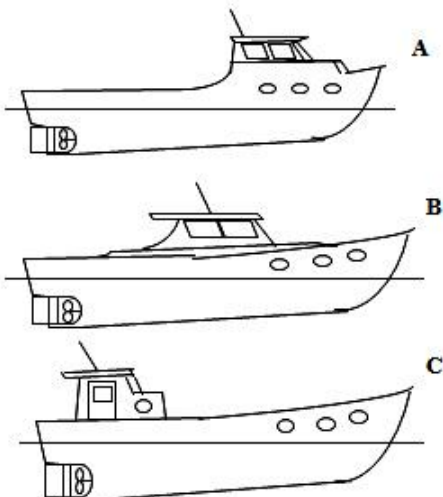
---

**Question 4.** How would you expect the vessels below to drift with a beam wind?

A \_\_\_\_\_

B \_\_\_\_\_

C \_\_\_\_\_

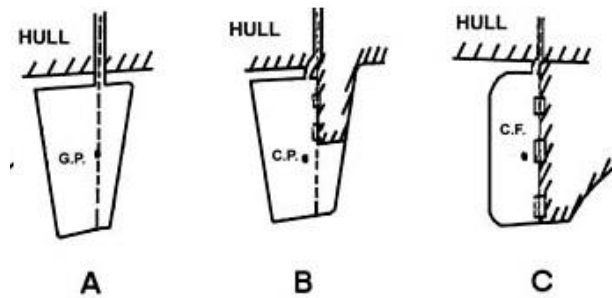


**Question 5.** Name each rudder type and describe its typical vessel application?

A \_\_\_\_\_

B \_\_\_\_\_

C \_\_\_\_\_

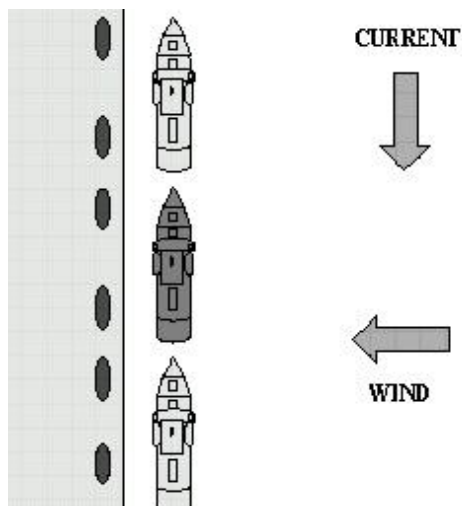


**Question 6.** Explain transverse thrust and the effect that it has on a right handed single screw vessel.

\_\_\_\_\_  
\_\_\_\_\_

**Question 7.** Explain how you would exit the middle berth in the right hand screw vessel shown below.

\_\_\_\_\_  
\_\_\_\_\_



**Question 8.** Describe "Squat, how this phenomenon occurs and what are its effects? How can squat effects be reduced?

\_\_\_\_\_  
\_\_\_\_\_  
\_\_\_\_\_

**Question 9.** Describe “Canal effect”, how this phenomenon occurs and what are its effects? How can canal effect be reduced?

---

---

---

---

**Question 10.** Explain the term “interaction” between vessels using a sketch below.

---

---

---

---

**Question 11** Name six factors that must be considered when choosing a safe anchorage?

---

---

---

---

---

---

**Question 12** What is the difference between beaching and grounding ? List three considerations when beaching your vessel ?

---

---

---

---

[Show me more vessel handling challenges](#)