



CC EX 4 – ROPEWORK:

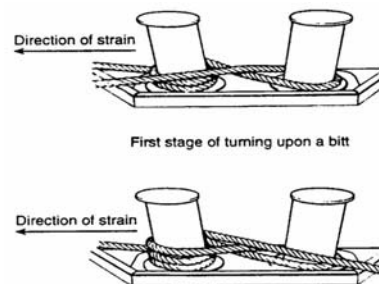
Task & purpose: To learn & practice basic rope handling skills.



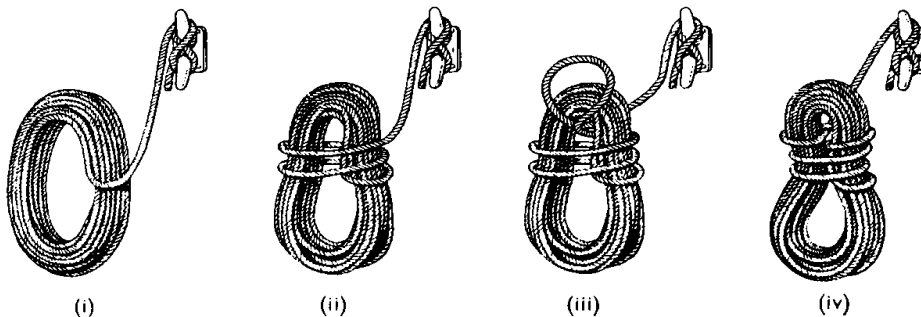
Dipping the eye



Turning up on bollards & cleats



Coiling a rope



**PORT MACQUARIE SEA RESCUE GROUP
TDMMR4301A**

**Assist in Mooring and Anchor handling Activity
PRACTICAL ASSESSMENT - EVENT 1
HELD AT.....**

TRAINEE NAME:.....DATE:.....

The test is of a practical nature. Using natural or synthetic fibre ropes, trainees are to perform the following knots, bends, hitches, whipping and splice to the requirement of TDM01.

TASK - COMPULSORY	RESULT	COMMENT
Reef knot		
Clove hitch		
Bowline		
Common whipping		
Eye splice		
TASK – CHOICE OF ANY THREE		
Figure of eight		
Sheet bend		
Double sheet bend		
Timber hitch		
Sailmakers whipping		
Round turn and two half hitches		
Bowline on the bight		
Rolling hitch		
NOW PRACTICE: BERTHING, MOORING & ANCHORING CC EX 5 & TOWING ROPEWORK IN CC EX 6		
Throws a line into & with weather		
Dips an eye		
Turns up on a cleat		
Moors RIB		
Moors CR1		
Rigs a towrope RIB		
Rigs a towrope CR1		
Makes fast a towline		
Quick release		

Assessment was conducted by observation / questioning to the requirement of the Training Package TDM01.

Assessor Name..... Assessor Signs.....

Trainee Signs.....

Training resources:

- Learners Guide- “Apply seamanship skills & techs when operating a small dom. vess.”
- Presentation - CD Index>C.C. Lessons> Apply seamanship skills.> “Ropework”
- Exercises - CD Index>C.C. Lessons>Apply seamanship skills.> “Pete’s toolbox”
- USCG Powerboat- “Basic Knot videos”