

CC EX 6 – PREPARE & MONITOR TOWING PROCEDURES:

Task & purpose: To practice a variety of towing operations to SOP's in order to gain proficient line handling in all weathers.

The line must be stowed so that it will run out freely and not tangle. The standing (inner) end must not be made fast so the line and tow can be ditched quickly in an emergency.

Practice coiling the tow line.

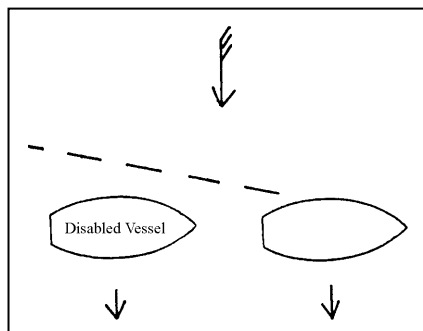


The other vessel must be warned that a line is being thrown at them. Don't attempt to throw further than you can reach.

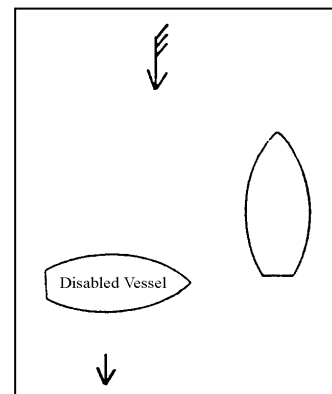
Throw high with the wind.
Throw low into the wind.

Practice passing a line.

If the vessels have similar drift rates, the skipper will position ahead, so pass the towline from your stern.


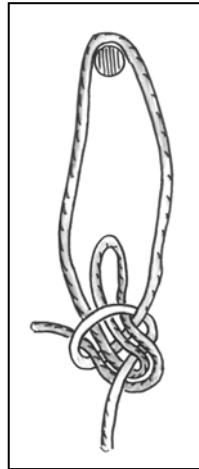



If the vessels are dissimilar, the skipper will approach from down wind, so pass the towline from your quarter.



The skipper must be kept informed & the lines kept clear of the prop.


Management of the tow line must ensure the quick release is monitored & effective.



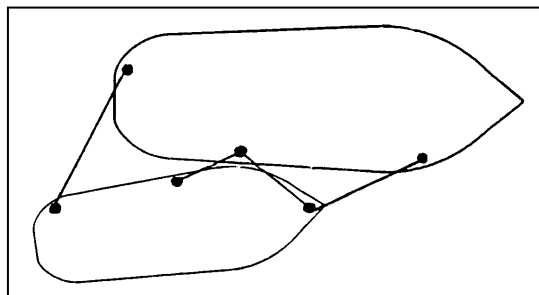
Practice throwing a line.

Practice securing the line.

Practice quick releasing the line while towing.



Practice towing alongside.



Training resources:

- Learners Guide- “Apply seamanship skills & techs when operating a small dom. vess.”
- Presentation - CD Index>C.C. Lessons> Apply seamanship skills.> “Towing”
- Exercises - CD Index>C.C. Lessons>Apply seamanship skills.> “Pete’s toolbox”
- USCG Powerboat- Videos “Towing”