

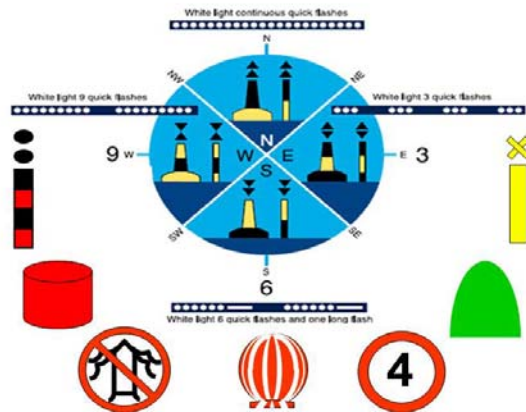
CR1 EX 3 – CR1 SKIPPER- RULES OF THE ROAD:

Tasks & purpose: To navigate safely at day and night with due regard to the regulations.

TASK 1. BUOYAGE AND NSW RULES STUDY

The Buoyage and the Rules should be studied in the NSW Maritime Safe Boating Handbook and Gandy's Australian Boating Manual.

An "assignment buoyage" (colour & cut cards) are available from your trainer and can be photocopied for your personnel use. When you are confident that you know them all, ask your trainer to assess you.



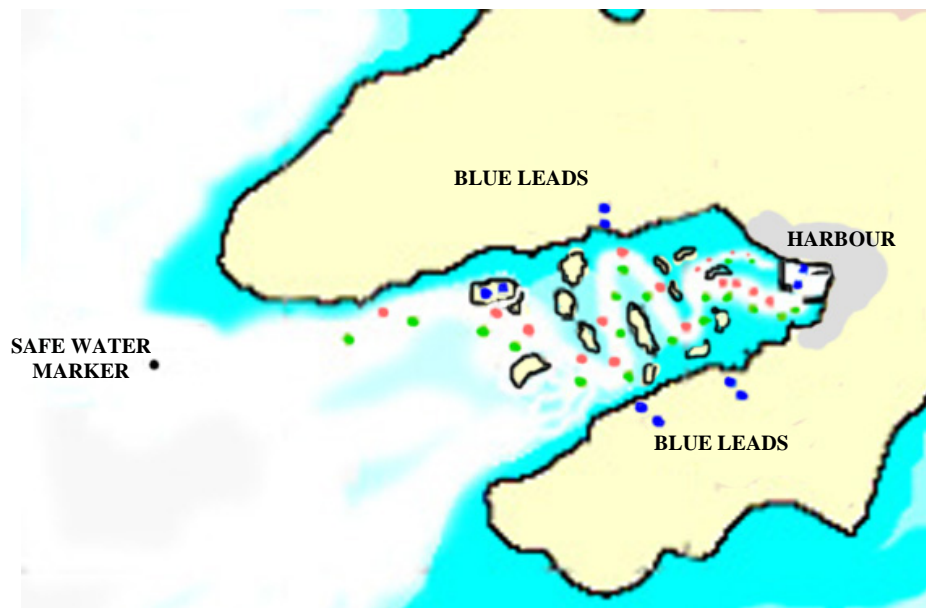
TASK 2. SIMULATOR EXERCISE BUOYAGE 2

Now negotiate the Buoyage Two Exercise (unfamiliar harbour) in on the Motorboat simulator using the Quessantest Scenery. Complete an inbound passage to the harbour from the Safe Water Mark steering an approach of 070°T using a night environment option.

Motorboat simulator>Buoy Ex2> Environment>Time>10pm

Complete an outbound passage from the harbour to sea using a fog environment option.

Motorboat simulator>Buoy Ex2> Environment>Time>12am>Atmosphere>0.3NM visibility

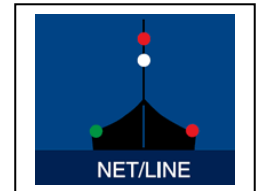
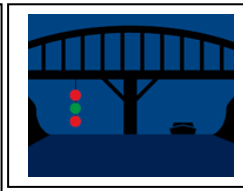

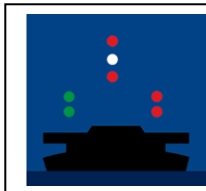
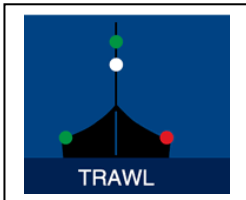


TASK 4. KNOW YOUR RULES

Crown skippers should have a faultless knowledge and understanding of the application of the International Regulations for Preventing Collision at Sea.

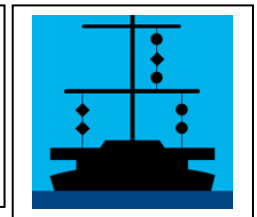
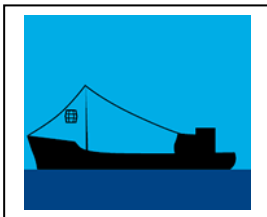
TASK 4. KNOW YOUR LIGHTS

An “assignment lights” (colour & cut cards) are available from your trainer and can be photocopied for your personnel use. When you are confident that you know them all, ask your trainer to assess you.



TASK 4. KNOW YOUR DAYSHAPES

An “assignment dayshapes” (colour & cut cards) are available from your trainer and can be photocopied for your personnel use. When you are confident that you know them all, ask your trainer to assess you.



TASK 4. KNOW YOUR SOUND SIGNALS

An “assignment sound signals” (colour & cut cards) are available from your trainer and can be photocopied for your personnel use. When you are confident that you know them all, ask your trainer to assess you.

Collision & Buoyage illustrations courtesy of NSW Maritime Authority

Training resources:

- Workbooks- “NSW Safe Boating Handbook” & “Gandy’s Australian Boating Man”.
- CD Index>CR1 Lessons> Apply dom. regs. op. sm. vess. > “Int. Col regs.”
- Presentation - CD Index> Training utilities> “Rules Interactive courtesy of RNLI”
- USCG Powerboat Instruction - Rules of the Road Interactive JAVA Program
- Motorboat Simulator- Quessantest Scenery > Buoyage Exercise 2.