

PORT SAR EX 3– INCIDENT SCENE RISK ASSESSMENT & RIVER RESCUE OF UPTURNED VESSEL

Task:

To gather task information, develop a plan, practice local knowledge, vessel righting skills, and provide simulated medical rescue.


Required resources:

Tinny and/or sailing dinghy to upturn in regatta grounds.

Initial (task information) Report:

1330 - Message from SARCC to duty skipper –



- Squall has hit the dinghy sailors at the regatta grounds (31° 25′.16 S 152° 52′.2 E).
Boats upturned everywhere, many *persons in the water*.

Team member names and date of exercise:		
First clarify and evaluate your task information.		
<p>*Training officer's note: The further information overleaf in the <i>requested additional information</i> is only given if requested by specific questioning from the training exercise team.</p>		
<p>Who - What - Where - Why - Conditions - Injuries -</p> 		
Assets available		
Initial plan	Skippers duties	Duties delegated to crews

Scenario- Requested additional information:

1400 - Reply from SARCC to duty skipper request for additional information –

- Base unable to contact sailing club. Suggests RV contacts Commodore at site.

Now prepare your Operational Plan	
Operational information: <i>Departure point-</i> <i>Conditions-</i> choppy <i>Forecast -</i> strong south <i>Tides -</i> as today <i>Daylight -</i> <i>Hazards -</i>	
The SAR plan and brief of personnel. 	
On scene risk assessment.	
De-briefing. 	Did you: Approach the incident scene and make a hazard assessment? Right the upturned craft, parallel tow and tow alongside? Organise land based comms. to ascertain the persons missing? Arrange for paramedics to attend and rendezvous? Search the downwind shore?
Exercise corresponds to: Motorboat Simulator Ex. 1., Port Scenery. Qu. 3	White sailing dinghies adrift in the Regatta Grounds. 31° 25'.16 S 152° 52'.2 E.

Subsequent en-route update reports:

1445 - Message from Police to SARCC –

- Commodore reports all but two boats now recovered, others last sighted downwind.

1500 - Message from Police to SARCC –

- All persons accounted for, stand down.

Training resources:

Workbook- “Participate in Marine Rescue Operations”.

Presentation- CD Index>C.C. Lessons> Part. in Mar. Rescue Operations >“Rescue ops”

Presentation- PMSRG Coastal orientation.

Powerboat video - “Rescuing a capsized sailboat”- “Towing alongside”.

Motorboat Sim.- Situation - Port Southerly 25Kts- Simulator Nav Exercises. 1., Qu. 3